




# Clay County 4-H Horse Project Record Book



Name: \_\_\_\_\_ Years in Project: \_\_\_\_\_

Address: \_\_\_\_\_ Age: \_\_\_\_\_

Email: \_\_\_\_\_

Name of 4-H Club: \_\_\_\_\_

**I have completed this book myself and it is a true record of my 4-H year. I have also read the Explanation Page and understand that if I have questions concerning this record book I will talk with my leader and/or agent.**

Member Signature: \_\_\_\_\_

Parent/Guardian  
Signature: \_\_\_\_\_

Parent/Guardian  
Print: \_\_\_\_\_

Leader Signature: \_\_\_\_\_

Leader Print: \_\_\_\_\_

## **Explanation Page:**

**COVER PAGE** – **MUST** have all signatures or 3 points will be deducted from total score.

**GOALS** – Something you would like to learn and/or accomplish throughout your 4-H year

**EXAMPLE:** I would like to learn how to develop pictures myself. **OR** I would like to improve my leadership skills by leading a committee.

**CHALLENGES** – Issues or concerns that you experienced throughout your 4-H year that made it hard for you in your project areas. You may have challenges that don't have anything to do with your goals.

**EXAMPLE:** I don't have the money to buy the equipment needed to develop my own pictures.

**CITIZENSHIP/COMMUNITY SERVICE** – something you've done to help the community, a family or a charity and not received payment for. Payment would include money, favors or items. **EXAMPLE:**

Working at a charity event, collecting food, clothing, supplies, picking up trash in your neighborhood.

**LEADERSHIP** – An activity or event that you have led by planning and completing it, inspiring an individual or team to make a positive change or decision. Being active as a club officer. **EXAMPLE:** I organized the pet treat fundraiser and we raised \$200.

**OFFICES/COMMITTEE POSITIONS HELD** – This would include offices held on club, county and state levels. This would include committee positions held at the club, county or state level. **EXAMPLE:** I am the reporter for my club Clay Twisters and I am on the Community Service Committee for the District Council.

**ACTIVITIES** – If you did or assisted with a Demonstration/ Exhibits/ Educational Workshop/Clinics/Seminars/Etc. If you participated in judging events, tours, camps, field trips or were mentioned in newspaper articles.

**INVOLVEMENT OUTSIDE of 4-H** – Member of or participate in something not related to 4-H.

**EXAMPLE:** FFA, FBLA, volleyball, soccer, football, church, cheerleading, chess club

**ACCOMPLISHMENTS for the YEAR** – Things you have achieved in your project that made you proud.

**EXAMPLE:** You met all your goals, you overcame your challenges, you were recognized for something, you didn't meet a goal instead you learned a valuable lesson on what not-to-do, etc.

**What are two things you learned from your projects and leaders this year?** – Good or bad.

**EXAMPLE:** I learned that not turning my paperwork into my leader on time resulted in me not being able to participate. I learned that my leader puts a lot of time in trying to help us learn about our projects. I learned that sewing really isn't what I am interested in.

**STORY** – Needs to contain an introduction of who you are (name, age, club, projects you are doing, etc), what you did in your projects, funny and/or not-so-funny experiences of your projects throughout the yr.

**PICTURES** – **Your pictures MUST contain captions or an automatic 5 points will be deducted.**

Pictures should be of you and your projects progressing throughout the year, not all taken on the same day. 6 picture minimum is required.

**10 points will be deducted** if it is determined that the youth didn't do his or her own book. **Example:** different handwriting throughout the book.

## Record Book Purpose

This project record book has been created primarily for members enrolled in the Clay County 4-H horse project who are classified as members (ages 8-18) in good standing.

Keeping an accurate and complete record book is an important part of the project. It will help you set goals for the project year, record your accomplishments and help guide your efforts to keep important records on your horse.

Your record should start on the day you enroll in 4-H or on **October 1** for continuing members and close on or before **August 30** the following year.

## Horse Project Objectives

- Develop leadership, initiative, self-reliance, sportsmanship, and other desirable traits of character.
- Develop an appreciation of horseback riding as a healthy and wholesome form of recreation.
- Learn skill in horsemanship and an understanding of the business of raising and training horses.
- Increase knowledge of safety precautions to prevent injury to themselves, others, and their mounts.
- Promote greater love for animals and a humane attitude toward them.
- Be better prepared for citizenship responsibilities through working in groups and supporting both community horse and non-horse related projects and activities.

## Why Complete a Record Book?

A record book is not meant to be a chore. Owning a horse is not an inexpensive venture and keeping good records is extremely important. This record book is a way for you to record and track your progress during the 4-H year.

*Keeping a 4-H record book will help you ...*

- Learn how to set reasonable goals for yourself and measure progress toward those goals
- Appreciate what you've learned this year from the goals you have reached
- Keep track of activities related to your project
- Know and understand the financial side of owning a horse.
- Understand the care and feeding required to manage a project animal
- Meet requirements to participate in area and state events

## Beginning of the year plans and position:

### Facilities

Describe the facilities where you keep your horse(s):

**Facilities** – barn, pasture, if horse is not at your house describe what it is like where it is kept

---

---

---

---

---

---

---

---

### Training

Describe any training your horse(s) had before this year:

---

---

---

---

---

---

---

---

Describe any training you would like to do with your horse(s) this year:

---

---

---

---

---

---

---

---

Have you received any professional help or received expert advice? Please describe who helped and how they assisted you and your horse:

---

---

---

---

---

---

---

---

## Project Horse Inventory

List all project horses that you have at the beginning of this 4-H year. The horse will have a value whether leased or owned.

Name of Horse	Sex	Age	Color	Breed	Weight	Height	Own or Lease Value

(A) Total \$ \_\_\_\_\_

## Tack \* Equipment \*Supplies

### Beginning Inventory

List all tack, equipment, and supplies that you have on hand at the beginning of the year.

**Tack, Equipment, Supplies** – Things used to help care for, work, and house your horse.

**Tack Examples:** saddles, bridles, pads, etc

**Equipment Examples:** pitchfork, wheel barrel, blower, brushes, buckets, pens, fence, etc

**Supplies Examples:** riding clothes, shampoo, leather cleaner, etc

### Purchases

List all items that you have purchased throughout the 4-H year and the purchase price.

**Purchases** – Any tack, equipment, and supplies that you have purchased within the current year.









## Feeding Record

If your horse is boarding you may need to talk with the barn manager to get this information.

### Feed Expenses

Name	Month	#of Days	Type of Feed	Brand	Lbs/Day	Cost/Month
EX: Meaty	September	30	3# 12% Sweet 3# 12% Pellets	Nutrina	6	\$31.75
				TOTAL (G)		\$

### Hay Expenses

Name	Month(s)	Type of Hay	Lbs/Day	Cost/Month
EX: Meaty	September	Bahia	6	\$16.00
			TOTAL (H)	\$

## Mineral/Salt Expenses

Name	Month(s)	Type of Mineral/Salt	Form	Cost
EX: Meaty	Sept-Nov	PDG Supplement	Loose	\$13.00
TOTAL (I)			\$	

**(J) Total Feeding-Related Expenses**      \$ \_\_\_\_\_

Add lines **G**, **H**, and **I**

## Boarding Expenses


If you board your horse at a facility other than your house, list below the cost and what is included in that cost. There will always be a dollar value when a horse is boarded. You may need to get with your barn manager to figure out this cost.

**Example:** Full board – stall, pasture, feed, hay, exercise, etc.  
 Partial board – stall and pasture (you have to provide the feed, hay and exercise)

Place	Month	Description	Cost
Equine Hilltop	Jan-Mar	Full Board - stall, pasture, feed, hay, exercise	\$900.00

(K) Total \$ \_\_\_\_\_





## Tack \*Equipment \* Supplies

### Ending Inventory ~

List all tack, equipment, and supplies that you have on hand at the end of the year.

**Tack, Equipment, Supplies** – Things used to help you care for, work, and house your horse.


**Tack Examples:** saddles, bridles, pads, etc

**Equipment Examples:** pitchfork, wheel barrel, blower, brushes, buckets, pens, fence, etc

**Supplies Examples:** riding clothes, shampoo, leather cleaner, etc

**\*\*REMEMBER\*\*** If you have tack, equipment, and/or supplies that you have used throughout the year there will be some loss of value, this is called “Depreciation.”

**Depreciation** - This will be 10%, per calendar year, of the original purchase cost for the items you will still have at the end of the project. This includes items you had at the beginning of the project as well as items purchased during the current calendar year. Depreciation is the loss in value of your assets and is an expense.





# INCOME SUMMARY

## Horse Inventory

List all project horses that you own/lease at the end of this 4-H year. The horse will have a value whether leased or owned.

Name of Horse	Sex	Age	Color	Breed	Weight	Height	Own or Lease Value

(N) Total \$ \_\_\_\_\_

## Income Earned

Place a dollar value on your time spent earning money for this project and/or any prizes, awards or gifts you were given for this project.

**Salary** – can be money, trading for boarding services, or lessons... there will always be a dollar value

Month	Hours worked, duties, and salary	Prizes, awards, gifts	Value

(O) Total \$ \_\_\_\_\_







## Labor Hours: Hours You Worked With or For Your Horse

	Hours spent performing each of the following horse related activity								Total Hours
	Riding	Training	Showing	Grooming	Feeding or medical needs	Playing	Cleaning Equipment	Barn & Pasture Maintenance	
September									
October									
November									
December									
January									
February									
March									
April									
May									
June									
July									
August									

Total Hours Spent Working with your Horse in 2014-15: \_\_\_\_\_



# 4-H Year Summary

**Goals for the year** (at least two goals for each project)

	<b>Project Area</b>	<b>Goal</b>
1.		
2.		
3.		
4.		
5.		
6.		

**Was your Goal met?**

	<b>Met – Yes or No</b>	<b>If no, why?</b>
1.		
2.		
3.		
4.		
5.		
6.		

**Challenges for the year** (at least two challenges for each project)

	<b>Project Area</b>	<b>Challenge</b>
1.		
2.		
3.		
4.		
5.		
6.		

Copy page and add if more space is needed



# 4-H Year Summary



## Citizenship for the year

Date	Type of Activity	Description of what you did in this service	What level *

## Leadership for the year

Date	Type of Activity	Description of what you did in this activity	What level *

## Offices and Committees for the year

Club	Position / Committee	Level *

## Activities, demonstrations, exhibits, contests (that you have either done yourself or participated in)

Club/Organization	Description of Event attended	What was your role?	Level *

\* Level = Club (C), County (CO), District (D), State (S), National (N)

Copy page and add if more space is needed







## Me & My Horse

At least two pages should be pictures that tell a story about you and your horse **throughout** the project year. At least one other page, "My 4-H Year Pictures", should be pictures of you and things you did that were non-horse related events and activities throughout the 4-H year. **All pictures must have captions.**


## Me & My Horse



## My 4-H Year Pictures

## My 4-H Year Pictures

**The End !!**



**Clay County 4-H**  
<http://clay.ifas.ufl.edu/>